








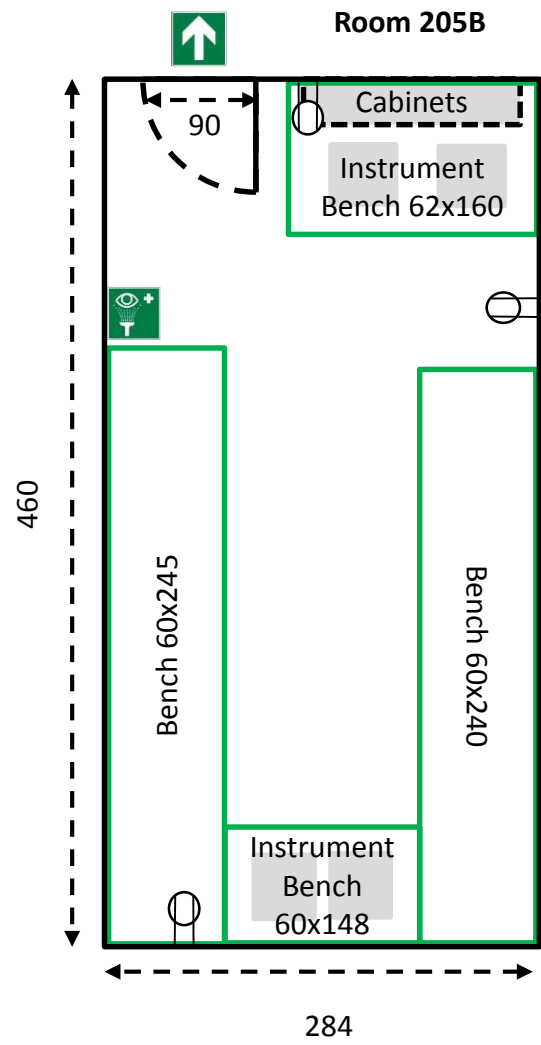


Floorplan Legend

-  Gas Bottles
-  Eye Wash Station/Shower
-  First Aid Station
-  Exit
-  Fire Extinguisher/Hose
-  Standard Electrical Outlet
-  Special Electrical Outlet (380v, 16 amp, 3-phase)
-  Ethernet Connection
-  Air Outlet
-  Water Outlet

Dimensions (cm) - (not to scale)



Clean Lab
Climate Impacts Research Centre
 Ground Floor